



D7

design P. Rizzatto / S. Colbertaldo, 1980

**LUCE
PLAN**

Type: Wall
Lamps: max 250W B15-d
230W HIG/F B15-d
205W HIG B15-d
Product use: Indoor
Materials: Aluminium arm, die-cast aluminium head
Colors: Structure finishes in alu, glossy black, glossy white

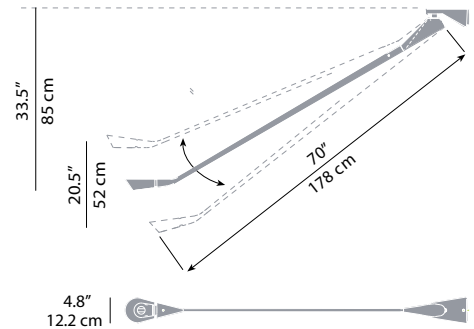
Description: Constructed in aluminium, it can turn through 350° with dual emission from single source, indirect uplighting and downwards for a more focused light for the working plane. Balanced and elegant, it can be used as wall or ceiling lamp. Light intensity can be adjusted by a dimmer placed "at hand's reach" near the diffuser.

Insulation class:  

Reference code: Structure
1D07NC00020 alu
1D07NC00002 white
1D07NC00001 black



D7



weight 3,50 Kg



D7

